

What to Expect Next: After Submitting Your Asylum Application to Immigration Court (EOIR – Defensive Asylum Process)

Step 1: Filing Confirmation

- If you submitted your asylum application (Form I-589) in court, the immigration judge will confirm it is filed on the record.
- If you mailed it to the court, you should receive a stamped copy of the first page (or a receipt) in return. Keep copies of everything you filed, including the date you submitted it.




Step 2: Master Calendar Hearings

- These are short, procedural hearings where the judge will check on the status of your case.
- You must attend every hearing or you could be ordered removed (deported) in your absence. You can ask for time to find a lawyer or prepare your case if needed.

Step 3: Individual Hearing (Merits Hearing)

- This is your full asylum trial. You will present your case, testify, and submit evidence to support your fear of returning to your home country. You can bring witnesses and must bring your own interpreter—EOIR does not provide one for most languages. The government attorney may ask you questions and challenge your case.

Step 4: Decision by the Immigration Judge

- The judge may give a decision on the day of the individual hearing or later in writing.
- Possible outcomes include:
 -  **Granted** asylum or other relief
 -  **Denied** asylum (you may appeal within 30 days)
 -  **Voluntary Departure** or other options

Step 5: Work Authorization Eligibility

- You may apply for a work permit (Form I-765) 150 days after your asylum application was **filed with the court**, unless delays in your case were caused by you.
- USCIS will not approve the work permit until at least 180 days have passed.

Step 6: Appeals (If Needed)

- If your case is denied, you have **30 days** to file a Notice of Appeal to the Board of Immigration Appeals (BIA). If you win, the government also has 30 days to appeal.

Tips:

- Always keep your address updated with the court using Form EOIR-33.
- Never miss a court date. If you move, you must update your address within **5 days**.

- Save copies of everything you send and receive.